

Completion Report

Homelands Housing and Infrastructure Program



HHIPN00004 Marthakal - Mapuru
Housing Upgrades

4

Contents

Project Summary	2
Scope of Works Overview	3
Visual Progress.....	5
Approved Variations.....	Error! Bookmark not defined.
Attachments.....	Error! Bookmark not defined.
Final Review and Acceptance.....	8

Service Provider	Marthakal Homelands Resource Centre Aboriginal Corporation	ABN	17 397 988 374 374
Contact Details	Peter Solly – CEO ceo@marthakal.org	Contractor Accreditation Limited (CAL) Registration Number:	D-12-15496-04-241 (WTD Constructions)
Project Name	Mapuru Housing Alterations	Contract No.	HHIPN00004
Homeland	Mapuru	Community ID	524
Project Type	Housing upgrades	House #	4
Commencement Date	21/07/2025	Completion Date	11/11/2025

Project Summary

Include a brief summary of the deliverables on the project. Also include a photo of handover back to residents on completion of the project, if applicable.

<p>Homelands Resource Centre Aboriginal Corporation worked with the Mapuru community to upgrade House 4 as a part of the NT Government’s Homelands Housing Infrastructure Program (HHIP).</p> <p>Mapuru residents were engaged from the beginning of the project, ensuring the scope of works reflected the needs of the community. Much of the upgrades pertained to structural items and ensuring the home and community met the 9 Healthy Living Principles in the NT, though items to ensure better airflow and functionality of living spaces were also scoped across multiple homes.</p> <p>WTD was engaged to complete the construction works, as well as assisting the community move in and out of homes as work was carried out. WTD also worked with interested community members, employing them on a weekly basis to complete the scope. Please see the detailed scope for House 4 in the below section.</p>

Scope of Works Overview

Homeland:	Mapuru
House/Asset No:	4
Scoping Date:	13/06/2025

Approved scope of works

External and Structural

1. Remove existing roof sheet on the main roof and replace with new Colourbond roof sheet including following:
 - Main roof approximate size 17m long x 7m wide
 - Timber battens to suit with the size
 - Roof insulations if necessary
 - Ridge capping
 - Barge/Fascia flashings
2. Make safe broken slab edge the entrance to living room providing steel angle
3. Extend veranda to the east with apron flashing new extension. This includes supporting columns, rafters, beams, roof cladding, ceiling cladding and flashings. No allowance for the extended concrete slab.
4. Repair bend veranda post
5. Rationalise stair arrangement at breezeway both ends. Fabricate 2 steel stringers, hardwood step treads with concrete landing.
6. Supply and install louvered windows on side façade
7. Construct 2 awnings over 2 windows on side façade
8. Raise box gutter to create fall, cap ends, run downpipe to drain away from house
9. Supply and install 50l/m vermin mesh
10. Replace kitchen louvres with security screen
11. Supply and install 3 solar lights

Wet Areas

12. Patch broken Lami panel with 6mm FC
13. Replace / Supply and Install SS hand basin
14. Replace / Supply and Install hand basin tap ware (pair / mixer / as applicable)
15. Replace / Supply and Install stainless steel mirror
16. Replace / Supply and Install shower tap ware (pair / mixer / as applicable)
17. Replace / Supply and Install shower rose – standard type
18. Replace / Supply and Install soap holder
19. Replace / Supply and Install toilet suit
20. Replace / Supply and Install laundry tub tap

4 - Mapuru

21. Replace 2 Tier SS Shelf in WC
22. Replace / Supply and Install tap ware (pair/mixer/as applicable)
23. Replace / Supply and Install washing machine tap ware (set)

Electrical



24. Replace / Supply and Install hardwired smoke detectors in compliance with NCC and AS3786
25. Check earth stakes are compliant with NCC AS 3000
26. Check all electrical circuits and RCDs and issue electrical CoC in accordance with Australian Standards
27. Replace / Supply and Install double GPO
28. Replace / Supply and Install W/P double GPO
29. Supply and Install RCD on an electrical circuit
30. Supply and Installation of lockable circuit breaker including reporting to PWC
31. Replace / Supply and Install ceiling fan including controller
32. Remove existing light fitting and replace with 600 W/P LED light
33. Remove existing light fitting and replace with 1200 LED Bittern light fitting
34. Replace / Supply and Install 3 gang light switch (2 light, 1 fan) combo
35. Replace / Supply and Install light switch with W/P light switch

Other items


36. Replace 8 solid core doors and furniture
37. Provide packing Boxes etc., to relocate Tenant to designated Transitional house within the community.
Transitional house within the community.
38. Return tenants items on completion of upgrade
39. Final clean prior to handing over

Visual Progress

Include before and after images of all areas that received upgrades. Delete/add areas as needed.

BEFORE	AFTER
Veranda and roof	
	

Improving staircase access



Replacing doors throughout




4 - Mapuru



2 Aug 2025 at 5:20:16 pm
East Arnhem NT 082
Australia

Final Review and Acceptance

Company Representative:		Department Representative:	
Name	Peter Solly	Name	
Title	CEO	Title	
Signature	 <small>Peter Solly (Dec 1, 2025 11:23:21 GMT+9.5)</small>	Signature	
Date	1/12/2025	Date	
Comments:		Comments:	