

Completion Report

| | |
|-------------------|-----------------------------------|
| Project Name: | Turners Camp & Snake Well HHIP |
| Property Address: | House 3, Snake Well |





Table of Contents

| | |
|----------------------|----|
| Project Summary..... | 3 |
| Visual Progress..... | 6 |
| Attachments..... | 12 |

Project Summary

| | |
|--|--|
| Service provider | Ingkerreke Services Aboriginal Corporation |
| Contact details | Ms. Jozan Collins T: 08 8950 2200 |
| Australian Business Number (ABN) | 41 353 678 701 |
| Contractor Accreditation Limited (CAL) Registration Number | A-18-14798-02-25 |
| Community ID | 948 |
| Asset No. | House 3 |
| Contract No. | HHIPC00007 |
| Completion date | 28/11/25 |

Ingkerreke Services Aboriginal Corporation (ISAC) undertook housing upgrades at House 3 Snake Well on behalf of the Homeland and the Northern Territory Government. The project was executed as planned, resulting in a high-quality finish that fulfilled the expectations of both our client and the community.

The work began on the 20/05/25, and was completed by the 28/11/25, spanning a total of 29 weeks.

The upgrades were designed in alignment with the 9 Healthy Living Principles, considering the specific requirements of families and individuals. These needs were identified through discussions with residents, stakeholders, and leveraging ISAC's ongoing experience with maintenance and repairs in the Homelands. As the service provider for Snake Well, our aim was to ensure that funding was utilized effectively according to resident needs while maintaining high standards of quality and durability in the work performed.

ISAC has been contracted to implement the following housing upgrade works for House 3 Snake Well under the Capital Grant Funding Agreement (HHIPC00007). The completed works include:

Additions:

- Extend to the south 3m x 8m to provide bathroom and veranda (as per attached sketch)

Internal Works:

- Remove mismatched wall and ceiling sheeting and line in panel rib
- Assess framing and improve where required
- Top slab to bedroom and utility room (3m x 8m x 100mm) to provide flush entry to kitchen
- Service windows where required
- Conduct carpentry R&M works throughout
- Tile throughout

External Works:

- Yard Clean
- Remove soil abutting structure to improve drainage & install mow strip
- Install flashing where required, fix roof leaks and install new barge flashing
- Paint externally
- Concrete landing to rear entrance

Plumbing Works:

Install full septic system:

- Includes Distribution pits.
- 2x 25m Atlantis and pump out points.
- Wrap Atlantis boxes with geo fabric to stop sand leeching and causing blockages.
- Install Bollards and Gatik Lid.

Install 180l Solar Hart HWS with hot water connection to kitchen

Plumbing fit out to bathroom – as per sketch

Service Evaporative Air Conditioner

Electrical Works:

Solar system

- Disconnect House 2 for shared system and replace batteries
 - o 12 x 2660ah BAE (2070ah@C10), German made Gel type installed into existing enclosure
 - o 14.9 KWH Nominal Capacity overnight (approx. 30 KWH total)

Refresh electrical throughout

Install 1x 4kw RF Connected (to solar inverter) Split System to lounge room.

Visual Progress

Before:



After:




Before:



After:





**Ingkerreke
Services**
Aboriginal Corporation

Before:



After:




Before:



After:





**Ingkerreke
Services**
Aboriginal Corporation

Before:



After:



Before:



After:



Before:



After:




After:



After:





**Ingkerreke
Services**
Aboriginal Corporation

After:



After:




After:



After:






**Ingkerreke
Services**
Aboriginal Corporation

After:



After:





**Ingkerreke
Services**
Aboriginal Corporation

Attachments

Electrical Certificate of Compliance
Plumbing Certificate of Compliance
Gas Certificate of Compliance
Waterproofing Certificate
Plans