

Completion Report

Homelands Housing and Infrastructure Program



HHIPN00004 Marthakal - Mapuru Housing Upgrades

12



Contents

Project Summary	2
Scope of Works Overview	3
Visual Progress.....	5
Approved Variations.....	Error! Bookmark not defined.
Attachments.....	Error! Bookmark not defined.
Final Review and Acceptance.....	11

Service Provider	Marthakal Homelands Resource Centre Aboriginal Corporation	ABN	17 397 988 374 374
Contact Details	Peter Solly – CEO ceo@marthakal.org	Contractor Accreditation Limited (CAL) Registration Number:	D-12-15496-04-241 (WTD Constructions)
Project Name	Mapuru Housing Alterations	Contract No.	HHIPN00004
Homeland	Mapuru	Community ID	524
Project Type	Housing upgrades	House #	12
Commencement Date	21/07/2025	Completion Date	11/11/2025

Project Summary

Include a brief summary of the deliverables on the project. Also include a photo of handover back to residents on completion of the project, if applicable.

Homelands Resource Centre Aboriginal Corporation worked with the Mapuru community to upgrade House 12 as a part of the NT Government’s Homelands Housing Infrastructure Program (HHIP).

Mapuru residents were engaged from the beginning of the project, ensuring the scope of works reflected the needs of the community. Much of the upgrades pertained to structural items and ensuring the home and community met the 9 Healthy Living Principles in the NT, though items to ensure better airflow and functionality of living spaces were also scoped across multiple homes.

WTD was engaged to complete the construction works, as well as assisting the community move in and out of homes as work was carried out. WTD also worked with interested community members, employing them on a weekly basis to complete the scope. Please see the detailed scope for House 12 in the below section.

Scope of Works Overview

Homeland:	Mapuru
House/Asset No:	12
Scoping Date:	13/06/2025
Approved scope of works	
External	
<ol style="list-style-type: none"> 1. Construction of a concrete slab in outdoor kitchen area including: <ul style="list-style-type: none"> - Water connection provision - Drain connection to existing sewer pit provision - Re-installed existing kitchen units and sink units" 2. Provide and install Vermin Mesh in the area missing internally 3. Demolish existing wall and open for ventilation. Following works are included: <ul style="list-style-type: none"> - Disconnection existing services - Demolish existing kitchen bench - Demolish wall cladding, remining and window and make opening - Provide gable awning 3m long x 1.60m wide - Construct 900mm wide stair with 3 timber steps, handrails and landing" 4. Remove / Supply and Install solid core door including hanging, entrance set and lock protector plate 5. Remove / Supply and Install door stop 6. Replace louver blades 7. Replace louvre gallery 8. Removal of existing window diamond grill screen, replace damaged flywire mesh and re-fitting (6 No)" 9. Service louvre galleries (4BR, Shower, Kitchen & Laundry) 10. Supply and install 2 louvered windows with crimsafe screens on the side façade 11. Construct 2 awnings over 2 windows on the side façade 12. Supply and install access hatch to dog mesh 13. Increase concrete around base of each steel post 14. Add 2 part epoxy paint to accessible bearers , post, balustrades and handrails 	
Electrical	
<ol style="list-style-type: none"> 15. Replace / Supply and Install hardwired smoke detectors in compliance with NCC and AS3786" 16. Check earth stakes are compliant with NCC AS 3000 17. Check all electrical circuits and RCDs and issue electrical CoC in accordance with Australian Standards" 18. Replace / Supply and Install double GPO 19. Replace / Supply and Install W/P double GPO 	

12 - Mapuru

20. Supply and Install RCD on an electrical circuit
21. Replace / Supply and Install ceiling fan including controller
22. Remove existing light fitting and replace with 600 W/P LED light
23. Remove existing light fitting and replace with 1200 LED Bittern light fitting
24. Replace / Supply and Install 3 gang light switch (2 light, 1 fan) combo
25. Replace / Supply and Install light switch with W/P light switch
26. Remove existing decking and replace with 18mm cfc 11m x 2.5m

Kitchen and Wet Area

27. Enclose end wall in new kitchen area
28. Supply and install new kitchen as old one will fall apart when moved
29. Supply and install stainless pantry
30. Supply and install new toilet suite
31. Supply and install laundry tub mixer
32. Supply and install shower head and mixer

Other Items

33. Supply and install 4 solid core doors and furniture
34. Internal paint
35. Industrial clean
36. Provide packing boxes
37. Return tenants
38. Final clean

Visual Progress

Include before and after images of all areas that received upgrades. Delete/add areas as needed.

BEFORE	AFTER
Kitchen	
	 


Kitchen wall




Decking




Awnings and louvered windows




Wall demolition and staircase



Doors and painting



Final Review and Acceptance

Company Representative:		Department Representative:	
Name	Peter Solly	Name	
Title	CEO	Title	
Signature	 <small>Peter Solly (Dec 1, 2025 11:29:19 GMT+9.5)</small>	Signature	
Date	1/12/2025	Date	
Comments:		Comments:	