

# Completion Report



**HHIPC00006 Pulardi  
Housing Upgrades**

**House No 2** [REDACTED]



## Contents

Project Summary .....	3
Scope of Works Overview .....	5
Visual Progress.....	6
Approved Variations.....	12
Attachments .....	13
Final Review and Acceptance.....	14

<b>Service Provider</b>	Yapa-Kurlangu Ngurrara Aboriginal Corporation	<b>ABN</b>	42 771 948 223
<b>Contact Details</b>	Robert Cowan	<b>Contractor Accreditation Limited (CAL) Registration Number:</b>	A-9-18153-08-25
<b>Project Name</b>	Anmatyerr West Cluster – Homelands Housing and Infrastructure Program	<b>Contract No.</b>	HHIP00006
<b>Homeland</b>	Pulardi	<b>Community ID</b>	139
<b>Project Type</b>	<b>Housing upgrades</b>	<b>House #</b>	<b>2</b>
<b>Commencement Date</b>	<b>01/08/2025</b>	<b>Completion Date</b>	<b>23/09/2025</b>

## Project Summary

*Include a brief summary of the deliverables on the project. Also include a photo of handover back to residents on completion of the project, if applicable.*

Pressure wash inside and out. Paint house inside and out. Strip vinyl flooring throughout and replace vinyl flooring where necessary. Replace and service all windows with security screens. Replace kitchen, pantry and repair 54cm LPG Cooker. Replace all lights throughout with led and Sikaflex all gaps in bricks. Bedrooms service all windows and patch vinyl flooring where necessary. Laundry patch floor and paving paint floor. Retile splashback in laundry. Bathroom and toilet tile both floors and one wall in shower. Add disability rails to toilet, shower and bench seat. Rails to laundry and front door with ramps to front door and from verandah. Replace back and front doors with RP4 seals and chequer plate ramp to front door. New entrance door locks and keys. New clothes line and service Solar HWS.



## Scope of Works Overview

<b>Homeland:</b>	Pulardi
<b>House/Asset No:</b>	2
<b>Scoping Date:</b>	13/05/2025 Rescoped
<b>Throughout the Dwelling</b>	
Strip vinyl flooring throughout and replace vinyl flooring for entire house. Paint walls, ceiling, doors and frames. Install 3 x smoke alarms	
<b>Exterior</b>	
Paint light green and install ramp to front door and another ramp from verandah. Sikaflex holes and gaps in bricks.	
<b>Lounge/Kitchen</b>	
Install stainless kitchen, shelving and drawers. Service LPG 54cm gas cooker. LED lights. Concrete landing from kitchen to laundry. Paint walls, door frames and doors. Replace ceiling in living area and remove fireplace. Concrete ramp from kitchen to laundry.	
<b>Bathroom and Toilet</b>	
Tile toilet and bathroom floor and tile one wall in shower. Replace lighting with LED. Sikaflex gaps in bricks and paint door frames, ceiling, door. Replace cistern. Disable rail in toilet and shower and seat in shower.	
<b>Laundry</b>	
Patch floor and paving paint. Replace laundry sink and tile splashback. Paint ceiling and walls. Re tile splash back and add shelf.	
<b>Bedroom 1</b>	
Paint walls, ceiling, new door and door frames. Service 2 x windows. Sikaflex gaps in bricks. Replace lighting with LED. Install curtain holders	
<b>Bedroom 2</b>	
Paint walls, ceiling, new door and door frames. Service 2 x windows. Sikaflex gaps in bricks. Replace lighting with LED. Replace door and hardware.	
<b>Bedroom 3</b>	
Paint walls, ceiling, new door and door frames. Service 2 x windows. Sikaflex gaps in bricks. Replace lighting with LED.	

<b>Electrical Works</b>
Replace lighting with LED
<b>External Sanitation</b>
AEA completed

## Visual Progress

Include before and after images of all areas that received upgrades. Delete/add areas as needed.

BEFORE	AFTER
<b>Front Exterior</b>	
	
<b>Left-Side Exterior</b>	
 <p style="text-align: right; font-size: small;">16 Mar 2023 1:14:14 pm</p>	

Right-Side Exterior




Back Exterior




Living Room




Kitchen




**Bedroom 1**




**Bedroom 2**



**Bedroom 3**



**Bathroom**



Toilet



Laundry



## Approved Variations

*Insert all variations requests that were approved during the lifetime of the project (screenshots/photos).*



Disability ramps to front door and verandah installed. Disability rails installed in laundry, toilet and bathroom with bench also.

## Attachments

- Electrical Certificate of Compliance
- Water Proofing Certification
- Glazing Certification
- Serial Number, Warranty and Stove Booklet
- Approved Scope of Works Document
- Talent Release Forms

## Final Review and Acceptance

Company Representative:		Department Representative:	
Name	Robert Cowan	Name	
Title	CEO	Title	
Signature	Robert Cowan	Signature	
Date	25/09/2025	Date	
<p><b>Comments:</b> The best before and after I have seen and under \$90k. SR Building did a great job and a pleasure to work with. The taps, mixers, shower rose etc were being installed by the plumbers in House 2 the day of the handover. All completed now. Disability ramps and rails installed throughout for Lindy. Very happy resident.</p>		<p><b>Comments:</b></p>	