

Completion Report

Homelands Housing and Infrastructure Program



HHIPN00004 Marthakal - Mapuru Housing Upgrades

9



Contents

Project Summary	2
Scope of Works Overview	3
Visual Progress.....	5
Approved Variations.....	Error! Bookmark not defined.
Attachments.....	Error! Bookmark not defined.
Final Review and Acceptance.....	9

Service Provider	Marthakal Homelands Resource Centre Aboriginal Corporation	ABN	17 397 988 374 374
Contact Details	Peter Solly – CEO ceo@marthakal.org	Contractor Accreditation Limited (CAL) Registration Number:	D-12-15496-04-241 (WTD Constructions)
Project Name	Mapuru Housing Alterations	Contract No.	HHIPN00004
Homeland	Mapuru	Community ID	524
Project Type	Housing upgrades	House #	9
Commencement Date	21/07/2025	Completion Date	11/11/2025

Project Summary

Include a brief summary of the deliverables on the project. Also include a photo of handover back to residents on completion of the project, if applicable.

Homelands Resource Centre Aboriginal Corporation worked with the Mapuru community to upgrade House 9 as a part of the NT Government’s Homelands Housing Infrastructure Program (HHIP).

Mapuru residents were engaged from the beginning of the project, ensuring the scope of works reflected the needs of the community. Much of the upgrades pertained to structural items and ensuring the home and community met the 9 Healthy Living Principles in the NT, though items to ensure better airflow and functionality of living spaces were also scoped across multiple homes.

WTD was engaged to complete the construction works, as well as assisting the community move in and out of homes as work was carried out. WTD also worked with interested community members, employing them on a weekly basis to complete the scope. Please see the detailed scope for House 9 in the below section.

Scope of Works Overview

Homeland:	Mapuru
House/Asset No:	9
Scoping Date:	13/06/2025
Approved scope of works	
External	
<ol style="list-style-type: none"> 1. Remove existing front verandah floorboard/decking replace with 19mm Dura Floor sheets, and finish with painting 2. Provide and install Vermin Mesh around the dwelling 3. Demolish and remove front concrete steps and replace with 4 steps stair including hardwood timber steps and 50mm SHS handrail 4. Remove existing timber decking and replace with 18mm cfc - 7m long x 2m wide 5. Remove existing timber decking and replace with 18mm cfc 7m long x 2m wide 6. Supply and install Louvered window on the side façade 7. Construct awnings above 2 windows and 2 awnings above breezeway 8. Remove and replace damaged roof sheets including damaged roof battens - approximately about 26 roof sheets plus barge flashing and ridge cap 9. Add 2 part ex poxy paint to accessible bearers , post, balustrades and handrails 10. Supply and install 30l/m vermin mesh 11. Supply and install flashing from exposed joist to porch deck 12. Increase concrete around base of each steel post 13. Supply and install access hatch to dog mesh 	
Wet areas and Kitchen	
<ol style="list-style-type: none"> 14. Provide new kitchen sink and framework 15. Re sheet bathroom area, including removing and replacing all existing fixtures and fittings 16. Supply and install kitchen tap and mixer 17. Supply and install laundry tub mixer 	
Electrical	
<ol style="list-style-type: none"> 18. Replace / Supply and Install hardwired smoke detectors in compliance with NCC and AS3786 19. Check earth stakes are compliant with NCC AS 3000 20. Check all electrical circuits and RCDs and issue electrical CoC in accordance with Australian Standards 21. Replace / Supply and Install double GPO 22. Replace / Supply and Install W/P double GPO 23. Supply and Install RCD on an electrical circuit 	

9 - Mapuru





24. Supply and Installation of lockable circuit breaker including reporting to PWC
25. Replace / Supply and Install ceiling fan including controller
26. Remove existing light fitting and replace with 600 W/P LED light
27. Remove existing light fitting and replace with 1200 LED Bittern light fitting
28. Replace / Supply and Install 3 gang light switch (2 light, 1 fan)
29. Replace / Supply and Install light switch with W/P light switch

Other Items

30. Replace 8 solid core doors and furniture
31. Provide internal paint
32. Return tenants items on completion of upgrade
33. Provide packing boxes to relocate occupants
34. Final clean on commencement

Visual Progress


Include before and after images of all areas that received upgrades. Delete/add areas as needed.

BEFORE	AFTER
Rear veranda and handrails	
	
	

Rear veranda



WC



Kitchen




9 - Mapuru



Awnings



Final Review and Acceptance

Company Representative:		Department Representative:	
Name	Peter Solly	Name	
Title	CEO	Title	
Signature	 <small>Peter Solly (Dec 1, 2025 11:30:12 GMT+9.5)</small>	Signature	
Date	1/12/2025	Date	
Comments:	nil	Comments:	