

HHIP – Western Desert Homelands Housing Upgrade  
House 4 at Utiy

## COMPLETION REPORT



Service Provider	M & C Fior Constructions Pty Ltd trading as Bullant Building
Contact details	Sam van Jaarsveld 0499 410 554 <a href="mailto:sam@bullant.net">sam@bullant.net</a> <a href="mailto:admin@bullant.net">admin@bullant.net</a>
Australian Business Number (ABN)	28009650604
Contractor Accreditation Limited (CAL) Registration Number	A-31-12256-03-25
Community ID	24
Asset no.	4
Contact no.	WDHH00004
Completion date	2024/10/04

### **Project Summary – House 4**

Bullant Building have completed the housing upgrade works to House 4 at Utily on behalf of the NT Territory, Families, Housing and Communities.

All works have been completed in accordance with the scope, and the final product has been delivered to the high standards expected by the NT Government.

The work commenced on July 30, 2024, and was completed on October 4, 2024.

Bullant Building achieved a 32% indigenous employment rate on this project and a 100% Northern Territorian employment.

Bullant Building was engaged to deliver the following scope of works for House 4 at Utily Homelands under agreement WDHH00004 for housing upgrades in the Western Desert Homelands region.

The completed scope of works includes:

**Site establishment:**

- Yard clean and cleared from all debris – stockpiled in fenced of area to be disposed at Haasts Bluff dump site
- Area was enclosed by the fence at the house with proper signage displayed to safeguard general public
- Isolation of power to house for cleaning entire house and reconnection of power after completion of works

**Demolition**

- Stripping and removal of all electrical fittings as per scope of works
- Removal and disposal off all windows, doors and fixtures as per scope of works
- Pressure clean entire house and scrub required areas

**Construct new Bathroom**

- New concrete floor for bathroom with plumbing
- Install new steel frame structure for the installation with panel rib and pink battens
- Construct new disabled shower, install vanity and toilet
- Waterproof wet areas
- Prep, tile and grout bathroom floors, shower walls and splash back
- Install 1 x new 820mm solid core door including hardware, RP4 door seals, lockset and screen door
- Install 1 x new obscure vented window with flyscreen
- Prepare and paint all surfaces (walls, ceilings, doors and frames)
- Install new electrical fittings including light fittings, switches, exhaust fan and electrical points as required
- Supply and install new plumbing fixtures and fittings including mixers, outlet, shower rose and waste grate
- Supply and install new stainless fixtures including soap dishes and mirror as per scope of works

**Laundry on verandah**

- Construct new laundry area on verandah
- Prepare and paint all surfaces
- Install new electrical fittings including light fittings, switches and electrical points as required
- Waterproof wet areas
- Supply and install new plumbing fixtures and fittings including mixers, outlet and waste grate
- Supply and install new stainless fixtures including soap dish, shelves, mirror and laundry trough as per scope of works

### **Bedroom 1 and 2**

- Prep floors and tile
- Install 2 x new 820mm solid core door including hardware and lockset
- Remove one existing window from each room and install combo window for A/C provisions
- Block one window close in each room
- Prepare and paint all surfaces (walls, ceilings, doors and frames)
- Install and paint new pelmets
- Install new electrical fittings including light fittings, ceiling fans, switches and electrical points as required including new power point near window for A/C provision
- Install new stainless steel double door robe with extra shelves

### **Kitchen and living area**

- Tile and grout splash back
- Prep floors and tile
- Install 1 x new 820mm solid core door including hardware, RP4 door seals and lockset
- Remove one existing window from living room and install combo window for A/C provisions
- Remove and service windows slider and replace flyscreen mesh for windows not replaced in living room and kitchen
- Prepare and paint all surfaces (walls, ceilings, doors and frames)
- Install new stainless-steel kitchen
- Install new stainless shelves and three drawer system
- Install new stainless steel pantry unit
- Install new stainless steel linen
- Install new oven
- Install and paint new pelmets
- Install new electrical fittings including light fittings, ceiling fans, exhaust fan, switches, smoke alarms, oven and electrical points as required including new power point near window for A/C provision.
- Upgrade electrical distribution board and make compliant

### **Enclose veranda**

- Install new steel frame structure for the installation welded mesh
- Install Barker Humes door frame and welded mesh door with hardware and lockset
- Install panel rib ceiling and insulation
- Install new electrical fittings including light fittings, switches and electrical points as required
- Prepare and paint all surfaces (walls, ceilings, doors and frames)

### **External Areas and Works**

- Install new T-frame clothesline with cable strings including prep and paint
- Construct new concrete clothesline slab
- Construct new pathway to clothesline
- Pressure-wash external of house including walls and floors
- Install panelrib and varmint proof side of house
- Test roof for leakages
- Install hot water unit with stand
- Install new electrical fittings including light fittings, light switches and power point
- Install new garden tap with concrete splash pad
- Construct concrete slab for rainwater tank
- Install new 2000L water tank to collect rainwater from roof

### **Handover**

- Final internal and external builders clean
- Walk through with NT Government super intendent and test all electrical components
- Handover Documentation

### **Demobilisation**

- Remove all builder's debris and waste and dispose at approved rubbish dump
- Final clean of area and yard
- Remove all builder's signage and fencing

## Visual Progress


Before




After



Before



After




WDHH00004 – Western Desert Homelands Housing Upgrade – House 4 – Utility

Before



After



Before



After





WDHH00004 – Western Desert Homelands Housing Upgrade – House 4 – Utility

Before



After



Before



After





WDHH00004 – Western Desert Homelands Housing Upgrade – House 4 – Utility

Before



After



Before



After



## **Attachments**

Electrical Certificate of Compliance

Waterproofing certificate

Glazing Certificates

S40 Plumbers

Builders Declaration

Oven Serial number

Smoke alarm