

Completion Report

Homelands Housing and Infrastructure Program



HHIPOV00008 - Oak Valley
Housing Upgrade

House Number 2



Contents

Project Summary	2
Scope of Works Overview	3
Visual Progress.....	5
Approved Variations.....	11
Attachments	12
Final Review and Acceptance.....	13

Service Provider		ABN	
Contact Details	Tangentyere Constructions 4 Elder Street Alice Springs 0870	(CAL) Registration Number:	A-25-14121-07-26
Project Name	Homelands Housing and Infrastructure Program – Oak Valley, Phillipson Bore and West Waterhouse.	Contract No.	Project 1
Homeland	Oak Valley	Community ID	789
Project Type	Housing upgrades	House #	2
Commencement Date	30/02/2026	Completion Date	11/05/2026

Project Summary

The housing and infrastructure upgrades focused on the repair and replacement of essential health hardware to ensure homes in the homelands are safe and enable occupants to carry out healthy living practices (HLPs).

Priority was given to safety by identifying and addressing urgent repairs and maintenance needs across housing and infrastructure. Following this, upgrades improved the functionality of health hardware within homes to better support healthy living practices, particularly washing people.

The works contributed to improved healthy homes by:

- Improving household safety
- Supporting healthy living practices
- Enhancing overall housing quality

All works were planned and delivered in consultation with local community members, supporting local decision-making. Local businesses and local Subcontractors were exclusively engaged to supply materials and deliver services, ensuring the project directly supported local employment and capability.

Scope of Works Overview

Homeland:	Oak Valley	
House/Asset No:	House 2	
Scoping Date:	18/08/2025	
Throughout the Dwelling		
<ul style="list-style-type: none"> HEAVY CLEAN INTERNALLY, Cleaning all stainless steel items, this includes bathroom and toilet, final clean also 3 BRM - COMPLETE INTERNAL RE-PAINT OF ALL PREVIOUSLY PAINTED SURFACES Complete ceiling repaint, includes gapping cornice - 114sqm Repaint 5 frames and doors. Wash down, sanding, priming, 2 top coats. Door side facing living room not to be painted. Remove & dispose of existing lithium battery from hardwired photoelectric smoke alarm x 2. 	<ul style="list-style-type: none"> Remove 13 window screens for cleaning of windows, clean also and reinstate afterwards. Servicing of windows, rollers, rubbers, latch & locks VACANT - COCKROACHES TREAT & ELIMINATE, from internal areas of the House. Work is to be carried out by a licensed Pest Control Operator Remove & dispose of existing curtain rod brackets & supply & install new curtain rod board, brackets & fixings. X 6 sets Supply and install 90sqm of vinyl plank flooring to main floors 	
Exterior		
<ul style="list-style-type: none"> Supply and install new reflective metal House No. sign Supply & install new 1200 led batten WP with cable (no existing light) x 2 S&I concrete IO to septic point New wall mounted gas bottle holders with gas lines, regulators and compliance Supply & install new BRAVA ENTRANCE LOCK SET including the new striker plate. Complete with 4 keys. (Keyed alike if multiple) x 3 Finish closing in veranda with sheeting (solid & perforated) & flashings. 	<ul style="list-style-type: none"> Pressure wash, scrub and wipe down all external walls. New bollards to be installed around existing septic tank and inspection points to prevent cars running over the system. S&I MAINS PRESSURE 300L SHWU INCL OF ALL ASSOC VALVES, FITTINGS & PIPEWORK, CONNECT BOOSTER ELEMENT TO EXISTING WIRING, including disconnection & reconnection of all electrical and water services 	
Lounge/Kitchen		
<ul style="list-style-type: none"> Move existing fireplace to front wall, make good old opening. Install triple flue and tile underneath. REPLACE COMPLETE 1200MM LED FLURO WATERPROF LIGHT, install as per manufacture's recommendations. X 5 	<ul style="list-style-type: none"> REPLACE LIGHT SWITCH (ROCKER MECH'M & PLATE) S&I CEILING FAN COMPLETE, 1400 where possible. Includes cable & controller x 2 	

<ul style="list-style-type: none"> Supply and Install new chef gas stove Supply & install new combination double switched socket x 2 New gpo to install with cable (no existing gpo) 	<ul style="list-style-type: none"> Ease and Adjust and service doors and drawers throughout kitchen S&I new 900W linen/pantry cupboard
Bathroom	
<ul style="list-style-type: none"> Remove old bath, remove vanity. Install new shower hob where bath was, convert to flick mixer, WP, retile where existing tiles where, towel rails, Curtain rail, new vanity with mirror, fit off. REPLACE COMPLETE 600MM LED FLURO WATERPROF LIGHT 	<ul style="list-style-type: none"> Supply & install new combination double switched socket outlet to match configuration of other adjacent backer lite REPLACE LIGHT SWITCH (ROCKER MECH'M & PLATE
Laundry	
<ul style="list-style-type: none"> REPLACE COMPLETE 600MM LED FLURO WATERPROF LIGHT 	<ul style="list-style-type: none"> REPLACE LIGHT SWITCH (ROCKER MECH'M & PLATE
Bedroom 1	
<ul style="list-style-type: none"> Supply & install new 1200 led batten WP x 1 REPLACE LIGHT SWITCH (ROCKER MECH'M & PLATE 	<ul style="list-style-type: none"> S&I CEILING FAN COMPLETE, 1400 where possible. Inculdes cable & controller Supply & install new combination double switched socket outlet to match configuration
Bedroom 2	
<ul style="list-style-type: none"> Supply & install new 1200 waterproof led batten light Supply & install new combination double switched socket outlet x 2 	<ul style="list-style-type: none"> REPLACE LIGHT SWITCH (ROCKER MECH'M & PLATE REPLACE CEILING FAN COMPLETE INCL TOGGLE SWITCH to match existing fan diameter
Bedroom 3	
<ul style="list-style-type: none"> Supply & install new 1200 waterproof led batten light Supply & install new combination double switched socket outlet x 2 Supply & install new RP4 Weather Excluder to external door. 	<ul style="list-style-type: none"> REPLACE LIGHT SWITCH (ROCKER MECH'M & PLATE REPLACE CEILING FAN COMPLETE INCL TOGGLE SWITCH to match existing fan diameter

Visual Progress

Include before and after images of all areas that received upgrades. Delete/add areas as needed.

BEFORE	AFTER
Front Exterior	
 <p>18 Aug 2025 at 10:22:21 am House 2, Oak Valley</p>	
Left-Side Exterior	
 <p>18 Aug 2025 at 10:23:11 am House 2, Oak Valley</p>	


Right-Side Exterior




Back Exterior



Living Room




Kitchen



Bedroom 1



Bedroom 2




Bedroom 3




Bathroom



Toilet




Laundry



Approved Variations

Insert all variations requests that were approved during the lifetime of the project (screenshots/photos).

Variation 10 - Supply and install 80lm of Vinyl skirting to house where vinyl planked . Supply and install new gas stove.



Final Review and Acceptance

Company Representative:		Department Representative:	
Name	Bradley Parsons	Name	
Title	Tangentyere Constructions	Title	
Signature	Brad	Signature	
Date	18/05/2026	Date	
Comments:		Comments:	